



**ATTENTION**  
OBSERVE PRECAUTIONS  
FOR HANDLING  
ELECTROSTATIC  
DISCHARGE  
SENSITIVE  
DEVICES

**HL-AA-2810U4FC**

**RED**



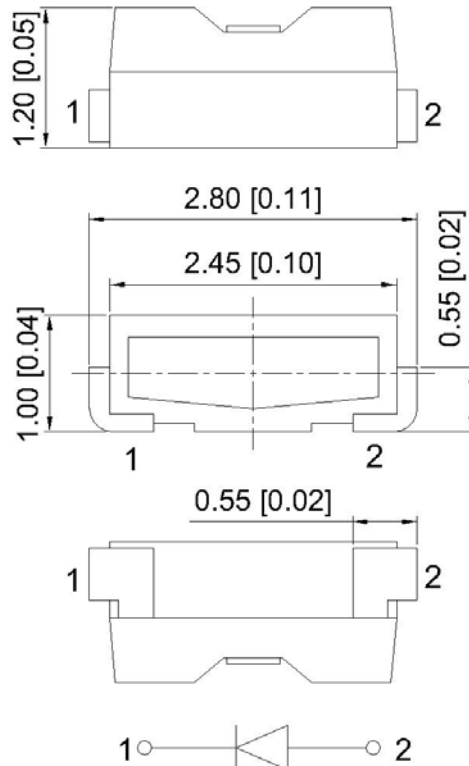
**Features**

- 2.8mmX1.0mm RIGHT ANGLE SMT LED, 1.2mm THICKNESS.
- LOW POWER CONSUMPTION.
- IDEAL FOR BACKLIGHT AND INDICATOR.
- VARIOUS COLORS AND LENS TYPES AVAILABLE.
- PACKAGE: 3000PCS / REEL .

**Description**

The Red source color devices are made with AlGaInP on sapphire Red Light Emitting Diode.

**Package Dimensions**



Notes:

1. All dimension units are millimeters inch.
2. All dimension tolerance is  $\pm 0.2\text{mm}$  unless otherwise noted.

**Selection Guide**

Part No.	Dice	Lens Type	Iv (mcd) @ 20mA		Viewing Angle
			Min.	Typ.	2θ1/2
HL-AA-2810U4FC	RED (AlGaInP)	WATER CLEAR	125	160	90°

Note:

1. θ1/2 is the angle from optical centerline where the luminous intensity is 1/2 the optical centerline value.

**Electrical / Optical Characteristics at TA=25°C**

Symbol	Parameter	Device	Min.	Typ.	Units	Test Conditions
λD	Dominate Wavelength	Red	618	621	nm	IF=20mA
C	Capacitance	Red		35	pF	VF=0V;f=1MHz
VF	Forward Voltage	Red	1.8	2.0	V	IF=20mA
IR	Reverse Current	Red	—	5	uA	VR= 5V

**Absolute Maximum Ratings at TA=25°C**

Parameter	Red	Units
Power dissipation	70	mW
DC Forward Current	30	mA
Peak Forward Current [1]	185	mA
Reverse Voltage	5	V
Operating Temperature	-40°C To +85°C	
Storage Temperature	-40°C To +100°C	

Note:

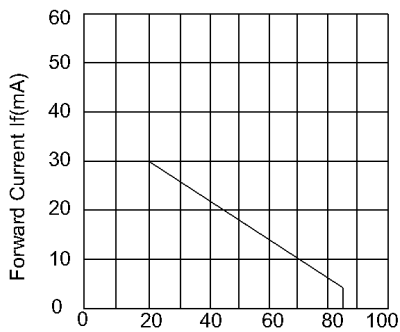
1. 1/10 Duty Cycle, 0.1ms Pulse Width.

**Red**
**HL-AA-2810U4FC**
**Reliability Test Items And Conditions**

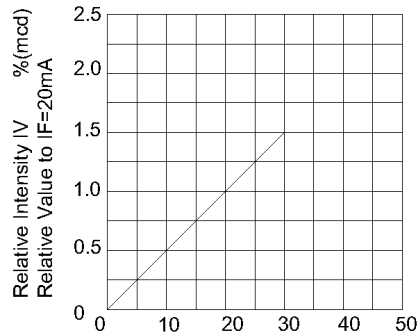
 The reliability of products shall be satisfied with items listed below.  
 Confidence level :90%      LTPD :10%

No.	Items	Test Condition	Test Hours/Cycles	Sample Size	Ac/Re
1	Reflow	Temp:260℃max T=5 sec max.	1times.	22Pcs.	0/1
2	Temperature Cycle	100℃±5℃ 30 min. ↑↓5 min -40℃±5℃ 30 min.	100 Cycles	22Pcs.	0/1
3	Thermal Shock	100℃±5℃ 5 min. ↑↓ -40℃±5℃ 5 min.	100 Cycles	22Pcs.	0/1
4	High Temperature Storage	Temp.:100℃±5℃	1000Hrs.	22Pcs.	0/1
5	Low Temperature Storage	Temp.: -40℃±5℃	1000Hrs.	22Pcs.	0/1
6	DC Operating Life	Ta=25℃±5℃ IF=20mA	1000Hrs.	22Pcs.	0/1
7	High Temperature/High Humidity	85℃±5℃/ 85%RH IF=5mA	1000Hrs.	22Pcs.	0/1

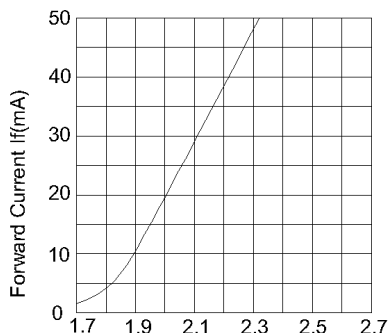
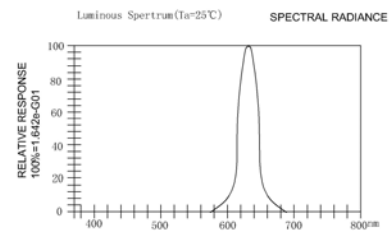
\*The technical information shown in the data sheets are limited to the typical characteristics and circuit examples of the referenced products. It does not constitute the warranting of industrial property nor the granting of any license.



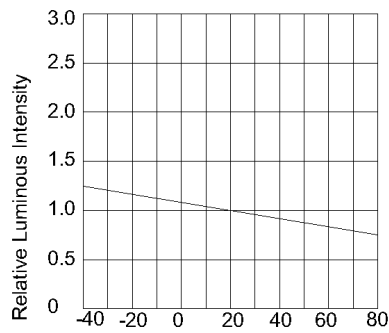
Ambient Temperature T A(°C)  
Forward current  
Derating Curve



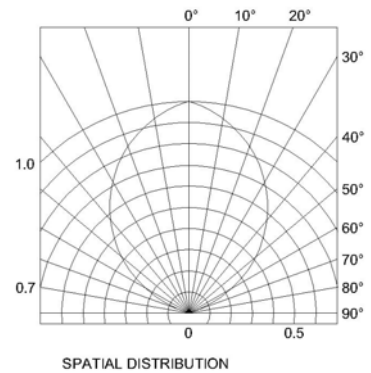
IF-Forward Current (mA)  
Luminous Intensity vs.  
Forward Current



Forward Voltage (V)  
Forward Current VS.  
Forward Voltage



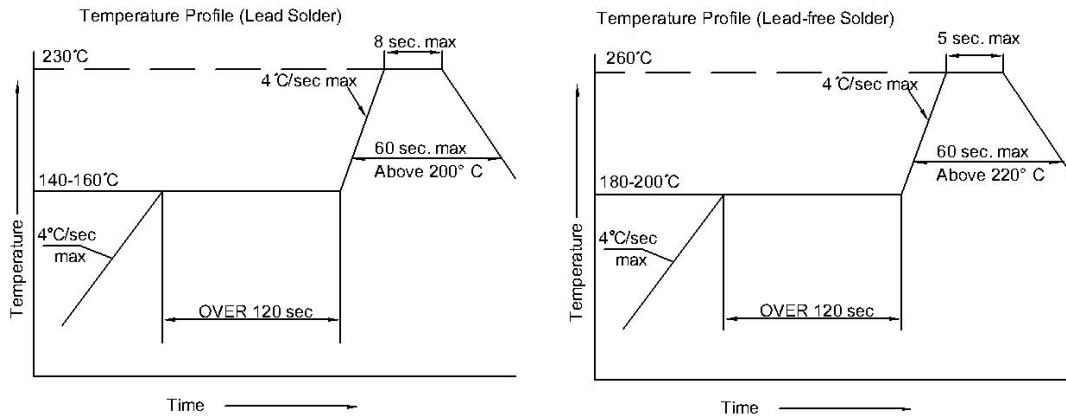
Ambient Temperature Ta(°C)  
Luminous Intensity  
Ambient Temperature



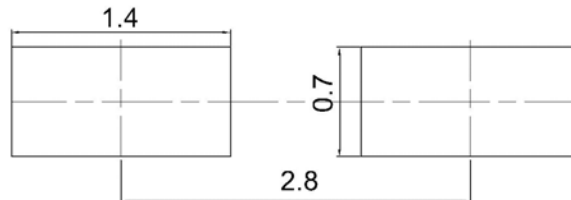
### HL-AA-2810U4FC

#### SMT Reflow Soldering Instructions

Number of reflow process shall be less than 2 times and cooling process to normal temperature is required between first and second soldering process.



#### Recommended Soldering Pattern (Units : mm)



#### Tape Specifications (Units : mm)

