

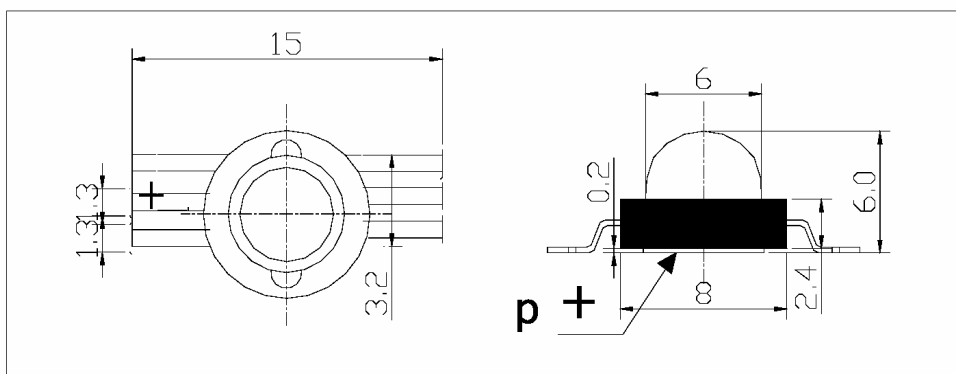


YETDA INDUSTRY LTD.

3W HIGH POWER LED (EMITTER III) RGB081E

Features	Applications
* Long operating life	* Reading lights (car, bus, aircraft)
* Highest flux	* LCD Backlights/light Guides
* Lambertian radiation pattern	* Mini-accent/Up lighters/Down lighters/ Orientation
* More energy efficient than incandescent and most halogen lamps	* Indoor/Outdoor commercial and Residential Architectural
* Low voltage DC operated	* Cove/Under shelf/Task
* Cool beam, safe to the touch	* Bollards/Security/Garden
* Instant light (less than 100ns)	* Portable (flashlight, bicycle)
* Fully dimmable	* Edge-lit signs (Exit, point of sale)
* No UV	* Automotive Exit (Stop-Tail-Turn,CHMSL, Mirror Side Repeat)
* Superior ESD protection	* Traffic signaling / Beacons / RailCrossing and Wayside
* Eutectic die bonding	
* RoHS compliant	

PACKAGE





YETDA INDUSTRY LTD.

Typical Optical/ Electrical Characteristics @T_J=25

Item	Symbol	Condition	Min.	Typ.	Max.	Unit
Forward Voltage	V _F (R)	I _F =700mA	2.1		2.65	V
	V _F (G)		3.0		4.0	
	V _F (B)		3.0		4.0	
Reverse Current	I _R	V _R =5v			50	uA
50% Power Angle	2θ _{1/2}	I _F =700mA		120		deg
Luminous Intensity	φ _V (R)	I _F =700mA		75		lm
	Φ _v (G)			120		
	Φ _v (B)			30		
Recommend Forward Current	I _F	--		700		mA
Wavelength	d (R)	I _F =700mA		625		nm
	d (G)			520		
	d (B)			465		
Thermal Resistance, Junction to Case	R _{JP}	I _F =700mA		10		/w

Notes:

1. Tolerance of measurement of forward voltage±0.1V.
2. Tolerance of measurement of peak Wavelength±2.0nm.
3. Tolerance of measurement of luminous intensity±15%.



YETDA INDUSTRY LTD.

Absolute Maximum Rating

Item	Symbol	Absolute Maximum Rating	Unit
Forward Current	I _F	700	mA
Peak Forward Current*	I _{FP}	1200	mA
Reverse Voltage	V _R	5	V
Power Dissipation	P _D	5000	mW
Electrostatic discharge	E _{SD}	±4500	V
Operation Temperature	T _{OPR}	-40~+80	
Storage Temperature	T _{STG}	-40~+100	
Lead Soldering Temperature*	T _{SOL}	Max. 260 for 3sec Max.	

*IFP Conditions : Pulse Width≤10msec duty≤1/10

- * All high power emitter LED products mounted on aluminum metal-core printed circuit board, can be lighted directly, but we do not recommend lighting the high power products for more than 5 seconds without a appropriate heat dissipation equipment.
- * Re-flow, wave peak and soak- stannum soldering etc.is not suitable for this products.
- * Suggest to solder it by professional high power LED soldering machine.
- * Can use invariable-temperature searing-iron with soldering condition:≤260 degree less than 3 seconds.

Typical Optical/Electrical Characteristics Curves

(T_J=25 Unless Otherwise Noted)



YETDA INDUSTRY LTD.

Fig 1. Relative Luminous FLux vs. Forward Current

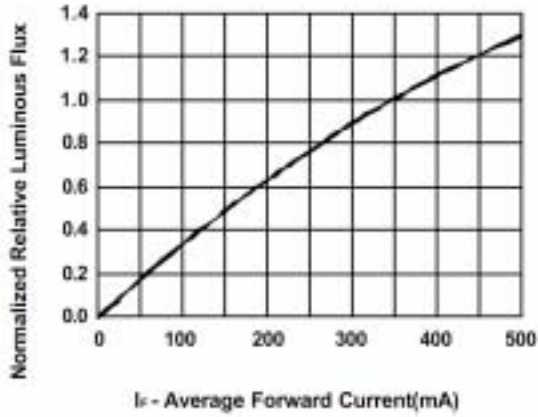


Fig 2. Forward Current vs. Forward Voltage

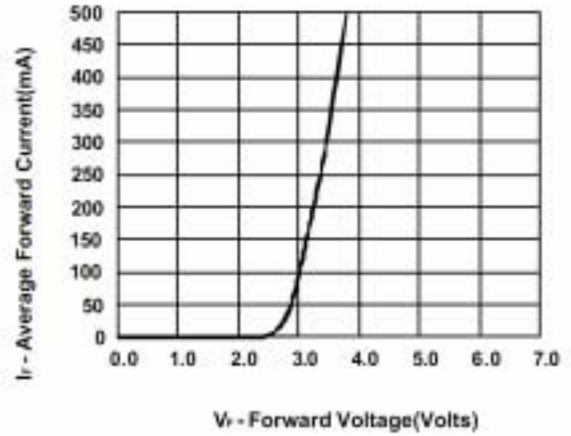


Fig 3. Maximum Forward Current vs. Ambient Temperature. Derating based on $T_{max}=120^{\circ}C$

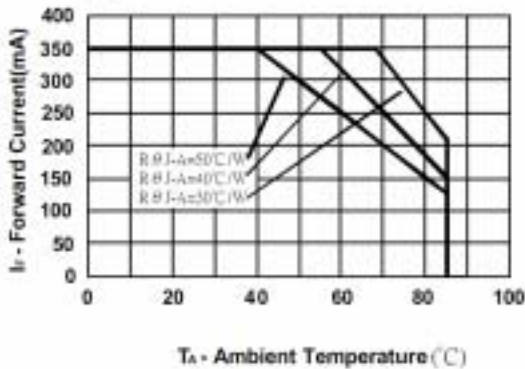


Fig 4. Relative Light Output vs. Junction Temperature

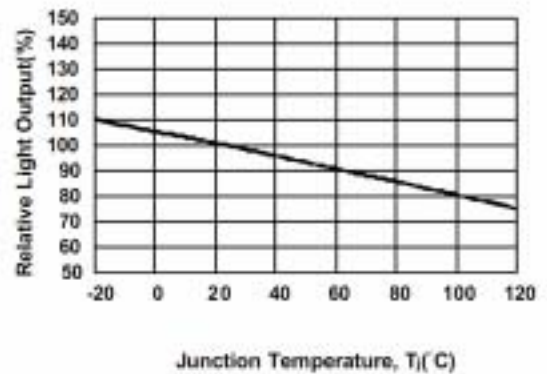


Fig 5. Relative Spectral Power Distribution vs. Wavelength

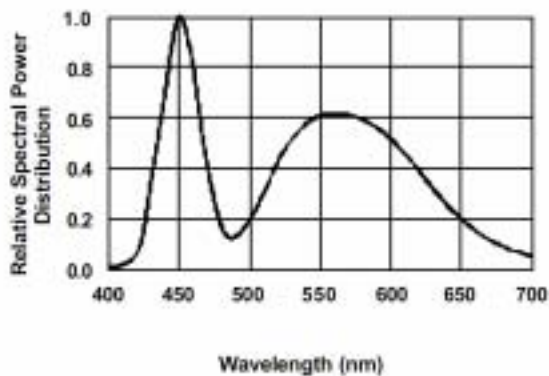
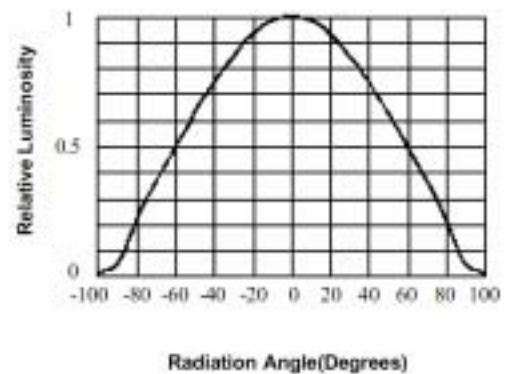
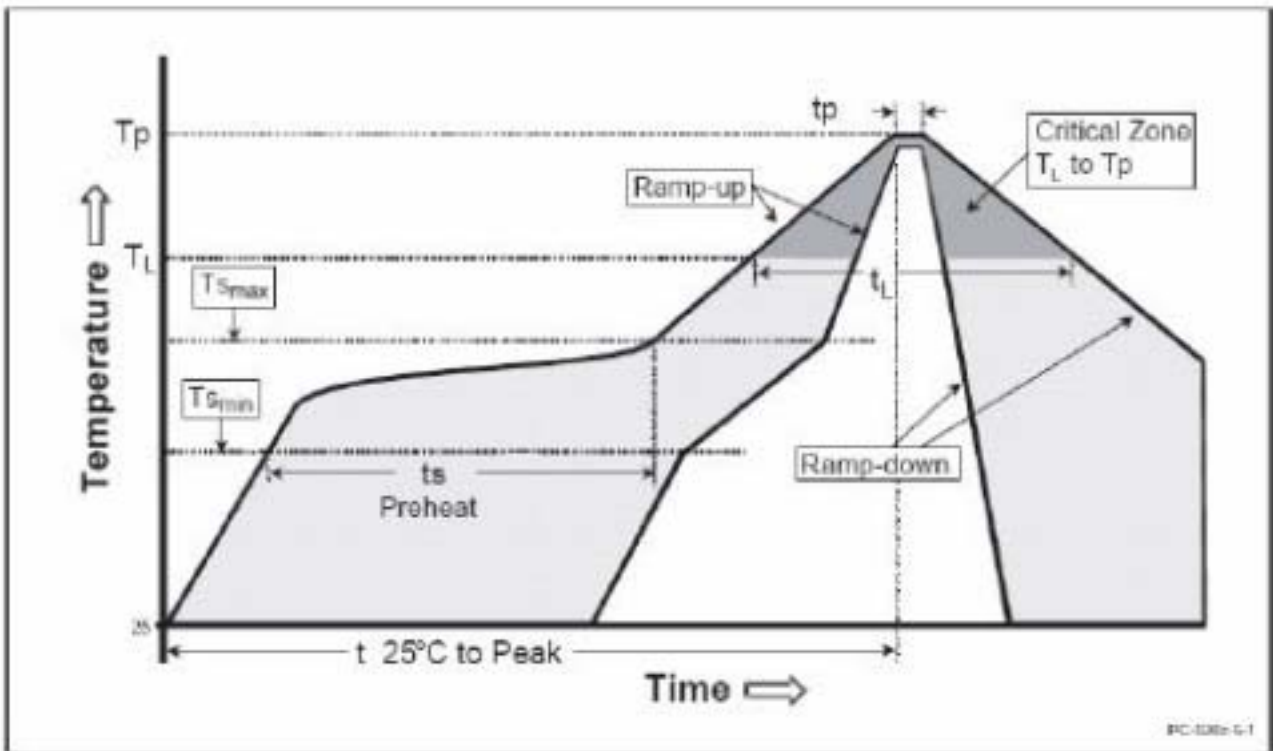


Fig 6. Relative Luminosity vs. Radiation Angle





YETDA INDUSTRY LTD.



Profile Feature	Pb-Free Assembly
Preheat	
– Temperature Min (T _{Smin})	60-180 seconds
– Temperature Max (T _{Smax})	150 °C
– Time (t _{Smin} to t _{Smax})	200 °C
– Temperature (T _L)	
– Time (t _L)	60-150 seconds
Time maintained above:	217 °C
Peak/Classification Temperature (T _p)	260 °C
Time within 5 °C of actual Peak Temperature (t _p)	20-40 seconds
Ramp-Down Rate	6 °C/second max.
Time 25 °C to Peak Temperature	8 minutes max.

Notes

1. All temperatures refer to Solder Pad