

Heatsink Models

Order code	For converter series:
THL-HS1	THL 10, THL 10WI, THL 20WI, THL 25, THL 25WI
THN-HS1	THN 15, THN 15N, THN 15WI, THN 15WIR, THN 20, THN 20WI, THN 30, THN 30WI
TEN-HS1	TEN 15, TEN 20WIN, TEN 20WIR, TEN 30, TEN 30WIN, TEN 40WIR, TEN 60N, TEN 60WIN
TEN-HS2	TEN 20WI, TEN 30WI
TEN-HS3	TEN 40, TEN 40WI, TEN 60
TEN-HS4	TEL 15, TEL 30, TEN 10, TEN 15WI, TEN 20, TEN 40N (without 24 Vout models), TEN 40WIN (without 24 Vout models)
TEN-HS5	TEN 25, TEN 25WI
TEN-HS6	TEN 50, TEN 50WI, TEN 40N (just 24 Vout models), TEN 40WIN (just 24 Vout models)
TEP-HS1	TEP 75WI, TEP 100, TEP 100WIR, TEP 160, TEP 160WIR, TEP 200WIR

THL-HS1

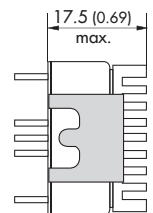
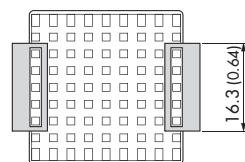
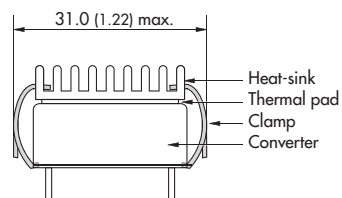
Order code: THL-HS1
(cont.: heat-sink, thermal pad, 2 clamps)

Material: Aluminum

Finish: Anodic treatment (black)

Weight: 4 g (0.14oz) without converter

Thermal impedance after assembling: 15.8 K/W



Dimensions in mm, () = Inch

THN-HS1

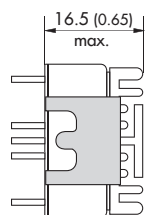
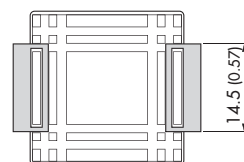
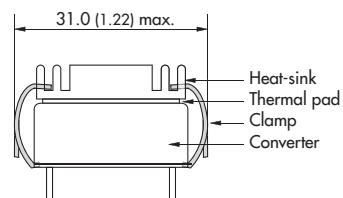

Order code: THN-HS1
(cont.: heat-sink, thermal pad, 2 clamps)

Material: Aluminum

Finish: Anodic treatment (black)

Weight: 8 g (0.28 oz) without converter

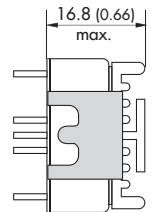
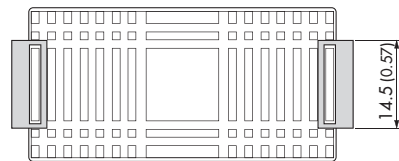
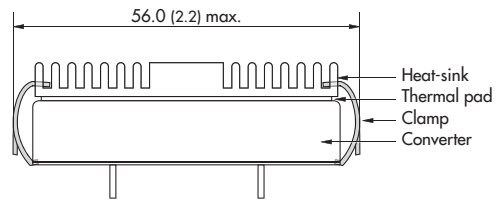
Thermal impedance after assembling: 15.8 K/W



Dimensions in mm, () = Inch

TEN-HS1

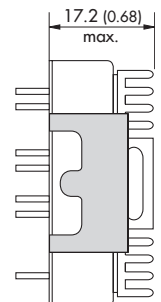
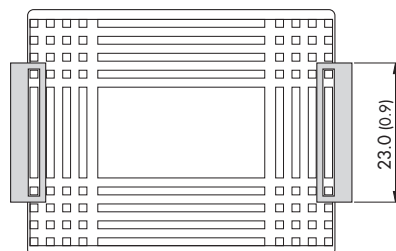
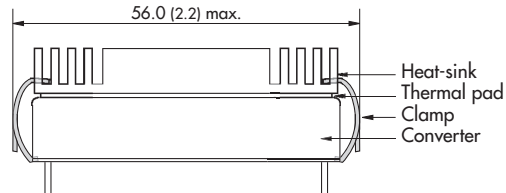

Order code: TEN-HS1
(cont.: heat-sink, thermal pad, 2 clamps)
Material: Aluminum
Finish: Anodic treatment (black)
Weight: 17 g (0.60oz) without converter
Thermal impedance after assembling: 10 K/W



Dimensions in mm, () = Inch

TEN-HS2

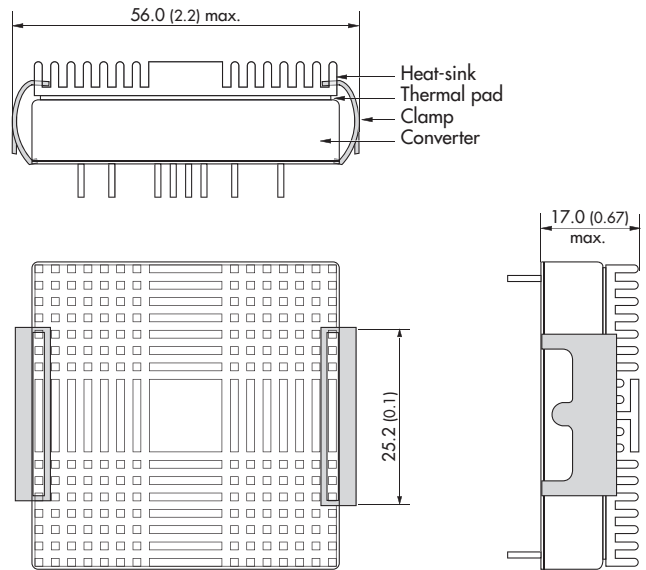

Order code: TEN-HS2
(cont.: heat-sink, thermal pad, 2 clamps)
Material: Aluminum
Finish: Anodic treatment (black)
Weight: 19 g (0.67oz) (without converter)



Dimensions in mm, () = Inch

TEN-HS3

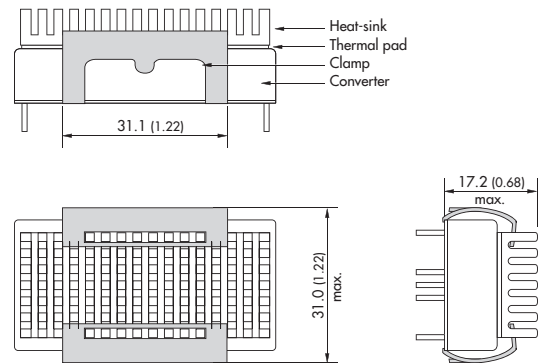

Order code: TEN-HS3
(cont.: heat-sink, thermal pad, 2 clamps)
Material: Aluminum
Finish: Anodic treatment (black)
Weight: 22g (0.78oz) (without converter)
Thermal impedance after assembling: 7.6 K/W



Dimensions in mm, () = Inch

TEN-HS4

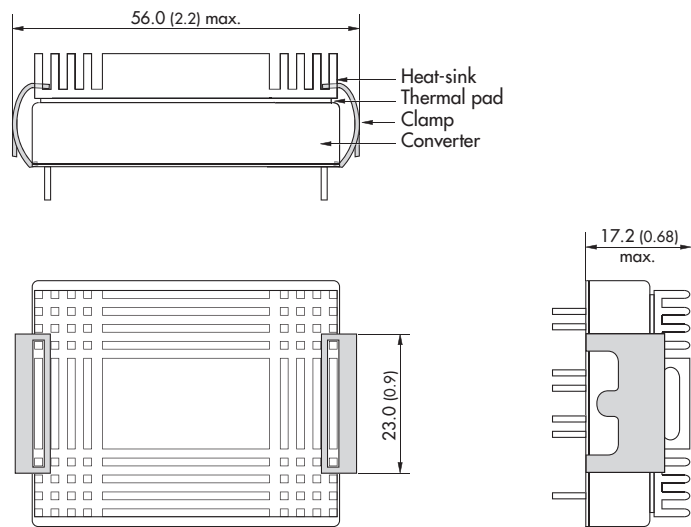

Order code: TEN-HS4
(cont.: heat-sink, thermal pad, 2 clamps)
Material: Aluminum
Finish: Anodic treatment (black)
Weight: 9.0 g (0.31oz) without converter
Thermal impedance after assembling: 10 K/W



Dimensions in mm, () = Inch

TEN-HS5

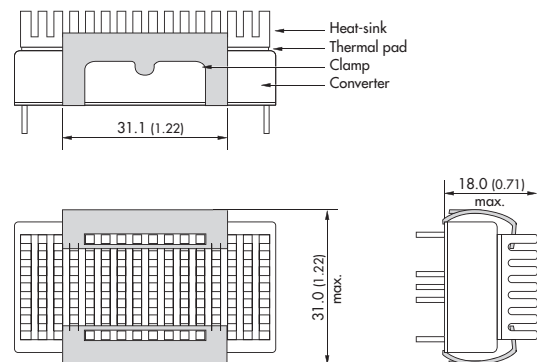

Order code: TEN-HS5
(cont.: heat-sink, thermal pad, 2 clamps)
Material: Aluminum
Finish: Anodic treatment (black)
Weight: 19 g (0.67oz) (without converter)



Dimensions in mm, () = Inch

TEN-HS6

Order code: TEN-HS6
(cont.: heat-sink, thermal pad, 2 clamps)
Material: Aluminum
Finish: Anodic treatment (black)
Weight: 9.0 g (0.31oz) without converter
Thermal impedance after assembling: 10 K/W



Dimensions in mm, () = Inch

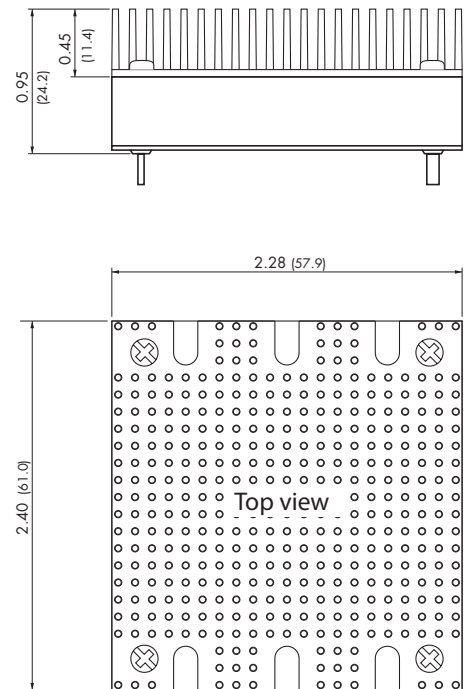
TEP-HS1

Order code: TEP-HS1
Includes heatsink with thermal pad and mounting screws

Weight: 135 g (4.76 oz) (Heatsink + converter)



Dimensions in Inch, () = mm



General Information

Note:

For volume orders converters will be supplied with heat-sinks preassembled and a TRACOPOWER side label attached to the converter. Please contact factory for quotation. Separate heat-sinks are only available for prototypes and small quantity orders.

Assembly instructions for TEN and THN heatsinks

Example: TEN30-2412W1 with heatsink TEN-HS2

The product label on converter has to be removed before mounting the heat-sink.

1. Lay out the assembly and check it for any missing components or for any damage.
2. From the converter, remove the product label, including any remaining glue (best with benzene) and, if required, apply a hand-written part number / lot number marking on the side wall of the converter
3. Remove the protective foil from the adhesive thermal pad on the heat sink
4. Apply the heatsink to the converter and secure it by the two spring fixation clips included with the heat sink assembly



Specifications can be changed without notice! Make sure you are using the latest documentation, downloadable at www.tracopower.com

Mouser Electronics

Authorized Distributor

Click to View Pricing, Inventory, Delivery & Lifecycle Information:

[TRACO Power:](#)

[TEN-HS1](#) [TEN-HS5](#) [THL-HS1](#) [TEN-HS4](#) [THN-HS1](#) [TEP-HS1](#) [TEN-HS2](#) [TEN-HS3](#)